



# Cringleford Home Learning



Year 5 - Wednesday 1/7/20

[kestrels@cringleford.norfolk.sch.uk](mailto:kestrels@cringleford.norfolk.sch.uk)

[hawks@cringleford.norfolk.sch.uk](mailto:hawks@cringleford.norfolk.sch.uk)


Good morning everyone,

We are in the final month of the Year 5!

Hopefully you were able to use your persuasive skills effectively to influence the sorting hat and get into the house you wanted.

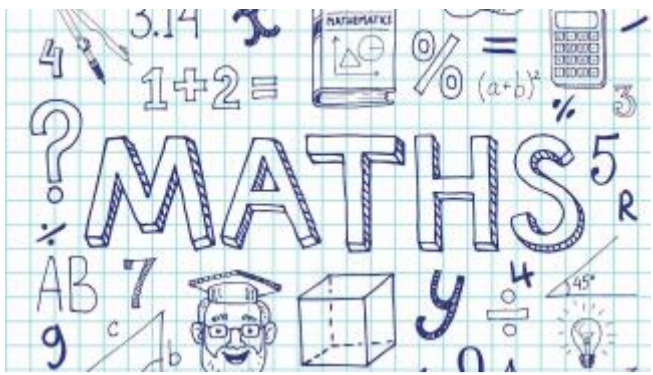
How did designing your own House go? Will it be the house that all students want to be in? We would love to see your designs and hear about the qualities required.

We will continue with the story today and reflect on the various characters we have met so far. We will consider if we think the characters are 'good' or 'bad' ('heroes' or 'villains') using evidence to justify our views.



Have a good day.

Mr Donovan, Mrs Barber and Mrs Maslin.



**BEAT THAT!**

CLIC 19 WK 2

Names: \_\_\_\_\_  
Class: \_\_\_\_\_  
Date: \_\_\_\_\_

1 Place in order  
38 3286 382

2 The gap is  
-6

3  $436 + 59 =$

4  $8.4 - 5.84 =$

5  $5 \times 524 =$

6  $27.6 \div 4 =$

7  $3475 \times 586 =$

8  $2462 \cdot 17 =$

9  $\begin{array}{r} 352 \\ \times 46 \\ \hline \end{array}$

10  $\begin{array}{r} 16856 \end{array}$

MY LAST SCORE: \_\_\_\_\_ HAVE I BEAT THAT?  **10**

### Maths: Lesson 3- Calculating angles on a straight line

White Rose Maths - <https://whiterosemaths.com/homelearning/year-5/>

Remember you can always try a **different year group** if you are finding it too tricky or want to challenge yourself.

<https://www.bbc.co.uk/bitesize/tags/zhqppq8/year-5-and-p6-lessons/1>

#### Clic challenge

Find the **Clic level** you are on and see how you get on. You may want to have a go at the level above too. If you have any questions about your clics send an email to the class email and we can help.



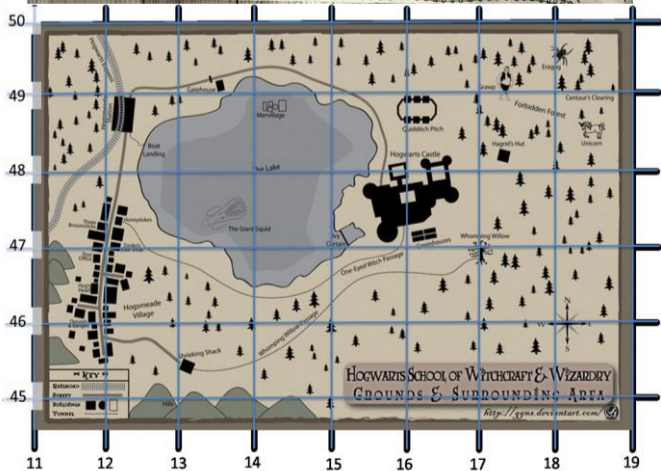
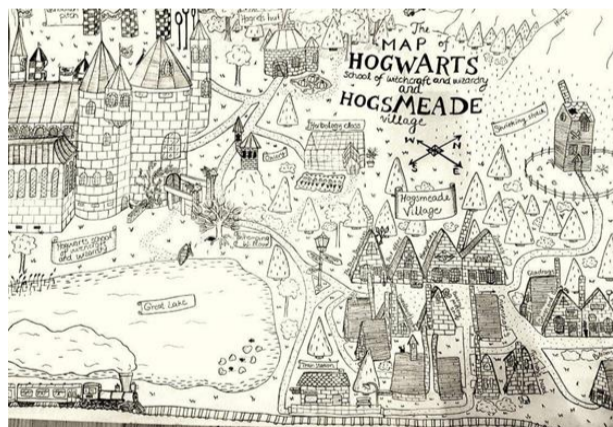
### English:

Harry is settling into Hogwarts and all the students have now been put into their houses. It is now time to start the learning at Hogwarts. We will see how Harry gets on today as we read **Chapter 8 - The Potions Master**

<https://www.wizardingworld.com/chapters>.

We have met lots of characters throughout the story. Look at the **character hunt sheet**. Can you identify who each character is from the descriptions. You may need to refer back to the book to help.

When deciding if they are good or bad characters you need to base your decision on what you know at the moment e.g. the end of chapter 8. We know some of you big potterheads but we are only using the information from the first 8 chapters!



### Harry Potter Map work

You may remember when we did our work on Rivers, we learned about using grid references to help us find places on maps.

Today you are going to revise using grid references and then use them to read a map of Hogsmeade and Hogwarts and create your own Magical map!

Grid references can be quite tricky, but think of them as a bit like playing Battleships!

First of all look at the **Using Grid References Powerpoint**. Mrs Barber has recorded audio clips on each slide to help explain.

Then, when you are feeling happier about grid references, open the **Harry Potter Grid Reference Powerpoint**, where you will again hear audio clips from Mrs Barber to help you with today's task.

You may also want to print off the **Magical Map** document if you can. If not you can draw your own grid.