

Cringleford Home Learning



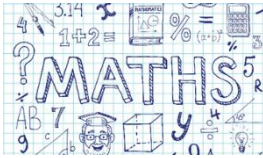


Autumn 2
 Year Group: 3
 Topic: The Romans in Britain

Good morning Swifts and Swallows,


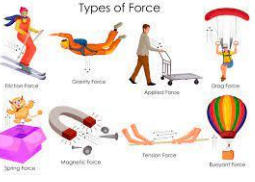

We are really sorry you are having to stay at home for a few days. Below is some work you can do at home for at least the first few days, but only if you are well enough. We will send out some more work if you need to stay at home for a longer period of time and will contact you about this. We look forward to seeing you back at school really soon.

Mrs Moore, Mrs Palmer and Miss Woodrow.

	This half-terms' learning in Year 3
 <p>Reading</p>	<p>This is the most important thing that you can do while you are off school. You should try and read for 15 minutes every day. Find a book that you think you'll enjoy (an old favourite, a new book or one that you've been meaning to read for ages but not got round to picking up), find somewhere comfortable and sit back and enjoy!</p> <p>You could do any of the following types of reading:</p> <ul style="list-style-type: none"> - Read by yourself - Read aloud to an adult, a sibling or even a pet - Ask an adult to read to you. <p>We have also attached a text called Lucy and the Leprechaun. You will find 3 differentiated texts (***) = the most challenging text). Below the text are a set of questions related to the text. The answers are included so you can mark your work.</p>
 <p>Topic</p>	<p>This half term we are learning about The Romans in Britain. Here are some links showing some different aspects of this topic.</p> <ul style="list-style-type: none"> Learn how the Roman Empire spread over time. Find out about the Roman Army How the Romans conquered Britain Horrible Histories Boudicca Song What was it like in Roman Britain Find out how Roman Baths worked The British Museum classroom-resource-life-Roman-Britain Become an archaeologist and find some Roman artefacts Roman Villas What did the Romans do for us? <p>Can you create a Roman timeline for the events that are on the PowerPoint attached?</p>
 <p>Maths</p>	<p>We are concentrating on addition using expanded column addition and here is the link to some Oak Academy lessons about addition and subtraction.</p> <p>https://classroom.thenational.academy/units/addition-and-subtraction-48c0</p> <p>Remember to keep practising your times tables too. You can use Rockstars or practise in any other way you like – you should know 2,5,10,3,4,8 and 6 times tables by the time you finish Year 3.</p>

Cringleford Home Learning



<p>English</p> 	<p>Here is a link to some Oak Academy lessons on word classes (nouns, verbs, prepositions and conjunctions) https://classroom.thenational.academy/units/t2-word-level-objectives-1244</p> <p>This half term we are writing newspaper reports about the eruption of Pompeii. Here is a link to BBC bitesize home learning about writing newspaper reports so you can have a go at reporting your own.</p> <p>Later in the term, we will be writing information texts about Roman Life in Britain so you can use the information you find in the links above to write your own booklet. https://www.bbc.co.uk/bitesize/articles/z9jgn9q</p> <p>Work your way through the lessons at your own pace.</p>
<p>Science</p> 	<p>This half term we are learning about Magnets and Forces. Watch the videos in the following link and complete the online quiz at the end.</p> <p>https://www.bbc.co.uk/bitesize/topics/zyttyrd</p> <p>Do you have any magnets at home? Maybe there are some stuck to your fridge. Why don't you go on a hunt around your house to find any objects that the magnets ATTRACT and any objects that the magnet REPELS?</p> <p>You could make a list of your results. Can you spot any patterns? For example, are all metal objects attracted to the magnet?</p> <p>Use this word search on the blog to practice some scientific vocabulary about magnets.</p>
<p>PE</p> 	<p>You can use the following websites to keep active at home: There are some brilliant activities that you can do at home here: https://www.youthsporttrust.org/pe-home-learning</p> <p>And lots of great activities on the BBC Super Movers website https://www.bbc.co.uk/teach/supermovers/ks2-collection/zr4ky9q</p>
<p><u>Do you have time to learn even more? Here are some links to useful websites you could use:</u></p> <ul style="list-style-type: none">- BBC Bitesize – Begin by clicking this link and then selecting your year group. Choose which subject you would like to learn more about. There are great videos, quizzes and activities for you to do!- Top Marks – This is a great website to find interactive games. You can choose your age group and subject and then find fun games to play.- Oxford Owl – Oxford Owl provide a free E-book library with lots of books for you to choose from. We would love to hear about which books you choose!- Nrich – This is a great website to use for Maths. It provides activities and games which promote problem solving and fluency. Just click the link and then choose which area of Maths you are learning about at the moment.	
<p>If you need any help and support with your home learning please contact us via homelearning@cringleford.norfolk.sch.uk</p>	